



---

**Committee on Agriculture**

**COMPLIANCE WITH NOTIFICATION OBLIGATIONS**

NOTE BY THE SECRETARIAT<sup>1</sup>

*Revision*

The present document has been prepared to assist with the consideration of the agenda item "overdue notifications" during the 99<sup>th</sup> meeting of the Committee on Agriculture to be held on 23-24 September 2021. It reflects Members' compliance with their regular notification obligations as of 7 September 2021.<sup>2</sup>

In preparing this note, the Secretariat has largely relied on the Agriculture Information Management System (AG-IMS).<sup>3</sup>

---

<sup>1</sup> This document has been prepared under the Secretariat's own responsibility and is without prejudice to the positions of Members or to their rights and obligations under the WTO.

<sup>2</sup> G/AG/2 and G/AG/2/Add.1 refer. This document therefore does not reflect the status of *ad hoc* notification requirements, i.e. those relating to: (i) the triggering of the special safeguard provisions (Tables MA:3 and MA:4); (ii) the introduction or modification of domestic support measures for which exemption from reduction commitments is claimed (Table DS:2); and (iii) export prohibitions and restrictions (Table ER:1).

<sup>3</sup> Available online at <http://agims.wto.org>.

---

**TABLE OF CONTENTS**

<b>1 NOTIFICATION REQUIREMENTS</b> .....	<b>3</b>
1.1 Annual Notification Obligations.....	5
1.1.1 Table MA:1 notifications, comprehensive one-off (Implementation of tariff and other quota commitments; Article 18.2 – 30 days).....	5
1.1.2 Table MA:2 notifications (Imports under tariff and other quotas; Article 18.2 – 60 days) ...	5
1.1.3 Table MA:5 notifications (Special Safeguard; Articles 5.7 and 18.2 – 30 days).....	6
1.1.4 Table DS:1 notifications (Domestic support; Article 18.2 – 90 days or 120 days if the initial notification is provisional).....	7
1.1.5 Table ES:1 notifications (Export subsidies; Article 18.2 – 60 days or 120 days if the initial notification is provisional).....	7
1.1.6 Table ES:2 notifications (Total exports; Articles 10 and 18.2 – 120 days).....	8
1.2 Other Regular Notification Obligations Applicable only upon Maintenance of Specific Measures.....	9
1.2.1 Table ES:3 notifications (Food aid volumes; Articles 10 and 18.2 – 120 days).....	9
1.2.2 Table NF:1 notifications (Food and other aid in the context of the Marrakesh Decision; Article 16.2 – 60 days).....	9
1.3 Symbols and Abbreviations.....	9
<b>2 COMPLIANCE WITH ANNUAL NOTIFICATION OBLIGATIONS</b> .....	<b>10</b>
2.1 Tariff and Other Quota Commitments (Tables MA:1 and MA:2).....	10
2.2 Special Safeguard (Table MA:5).....	11
2.3 Domestic Support (Table DS:1).....	13
2.4 Export Subsidies: Budgetary Outlays and Quantity Reduction Commitments (Table ES:1) ..	17
2.5 Export Subsidies: Notification of Total Exports (Table ES:2).....	21
<b>3 OTHER REGULAR NOTIFICATION OBLIGATIONS APPLICABLE ONLY UPON MAINTENANCE OF SPECIFIC MEASURES</b> .....	<b>23</b>
3.1 Export Subsidies: Notification of the Total Volume of Food Aid (Table ES:3), 2007-2020 ....	23
3.2 Notification under Article 16.2 of the Agreement on Agriculture (Table NF:1), 2007-2020...	23

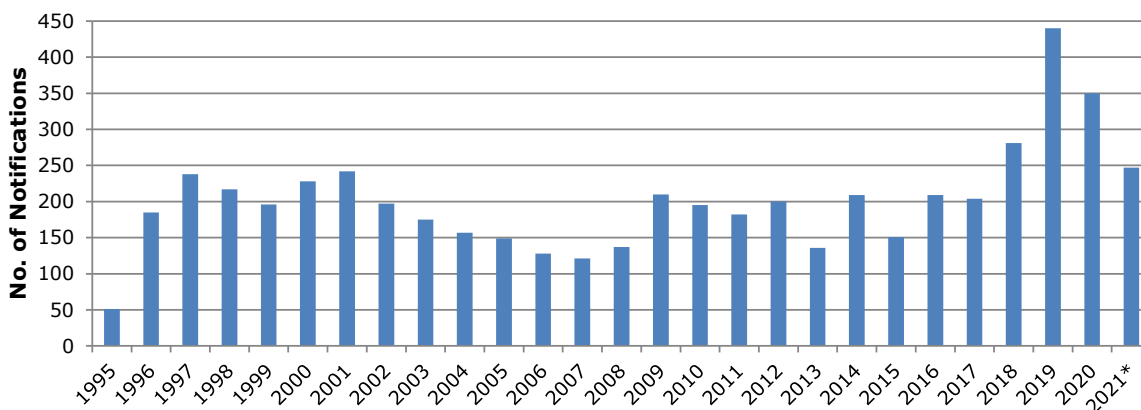
## 1 NOTIFICATION REQUIREMENTS

1.1. There is a total of 12 distinct notification requirements applicable in the domain of agriculture covering the following five areas: (i) Market access (Tables MA:1 to MA:5), (ii) Domestic support (Tables DS:1 to DS:2), (iii) Export subsidies (Tables ES:1 to ES:3), (iv) Export prohibitions or restrictions (Table ER:1), and (v) Follow-up to the Marrakesh NFIDC Decision (Table NF:1). The applicability of a notification requirement to a Member is largely dependent on the specific commitments it has assumed under the Agreement on Agriculture. In many cases a limited number of notification requirements will apply for a particular Member. Simultaneously, there are a few notification requirements especially in the area of agricultural subsidization (i.e. Tables DS:1 and ES:1) that apply to all WTO Members.

1.2. Out of the 12 notification requirements, there are five "regular" or "annual" notification requirements, namely: Table MA:2, Table MA:5, Table DS:1, Table ES:1 and Table ES:2. Annual notifications are required to be submitted no later than a certain number of days following the end of the year in question. The deadlines for submission of notifications vary per type of notification and are indicated below. For additional details refer to document G/AG/2.

1.3. As of 7 September 2021, a total of 5,435 agriculture notifications (including addenda, corrigenda and revision) have been submitted to the WTO. The number of notifications submitted to the WTO experienced a sharp decrease from 2002 to 2007. From the year 2008 onwards the number of notifications submitted annually increased with varying levels in recent years. 2019 has been the year with the highest number of submitted notifications since the CoA's inception with a total of 440 notifications (Figure 1).

**Figure 1: Notifications submitted to the WTO (1995-2021\*)**

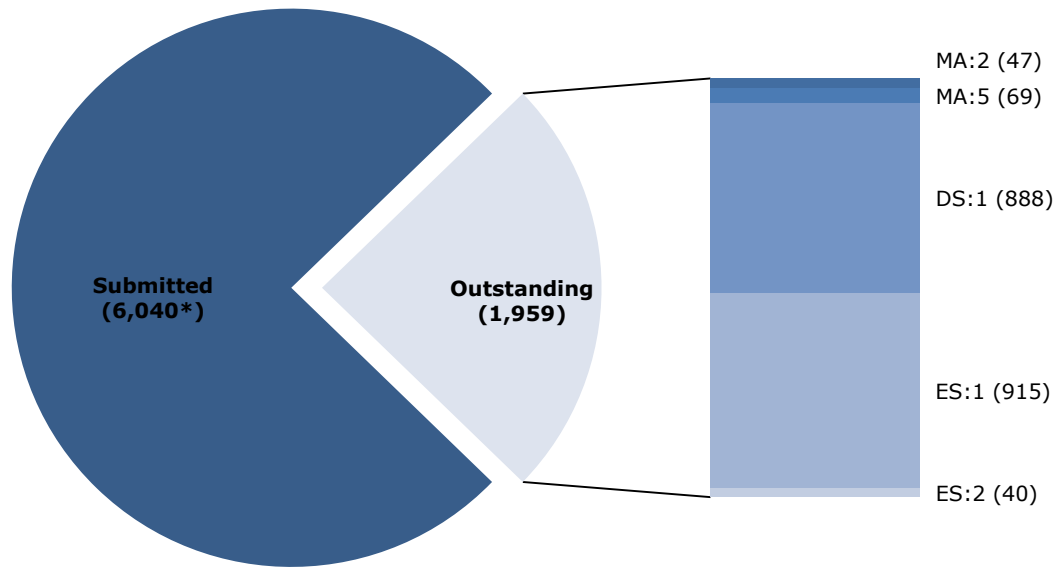


\* Up to 7 September 2021.

1.4. For the period 1995-2019, there are a total of 1,959 outstanding regular notifications which represents around 24% of expected notifications.<sup>4</sup> Out of the five annual notification requirements, Domestic Support (Table DS:1) and Export Subsidy (Table ES:1) notifications have the highest number of outstanding notifications with 34% (888 notifications) and 30% (915 notifications) of notifications pending, respectively.

<sup>4</sup> "Ad hoc" notification obligations applicable only upon maintenance of a specific measure (e.g. Table ER:1 required upon the application of export restrictions) as well as the annual notifications where it was not possible to determine *a priori* whether the concerned notification requirement would be applicable (e.g. Table NF:1 applicable to donor Members only) are excluded.

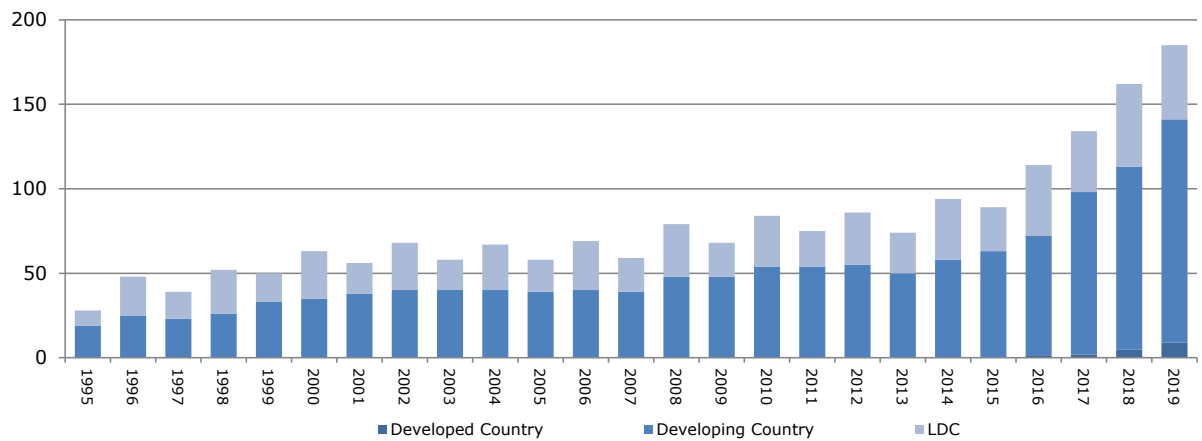
**Figure 2: Total outstanding notifications per type of notification requirement (1995-2019)**



\* This number represents the count of reported years and does not necessarily match the number of notifications submitted since some notifications covered more than one year.

1.5. Figure 3 below shows the number of outstanding notifications according to the category of Members (i.e. developed country, developing country and least developed country Members (LDCs)).

**Figure 3: Number of outstanding notifications per type of Member (1995-2019\*)**



\* Up to 7 September 2021.

## 1.1 Annual Notification Obligations

1.6. The time limits for notifications covering the 1995-2019 implementation years have now passed. The seven tables contained in part 2 of this document (compliance with annual notification obligations) show Members' compliance with their notification requirements. The tables show only those Members to whom the notification requirement applies. With the exception of Table MA:1/MA:2, the United Kingdom has not been listed separately in the various tables as the annual notifications by the European Union include information in respect of the United Kingdom for the implementation years covered in this document. The last column on each table shows the percentage of compliance by Member for the corresponding notification requirement. The tables contain information pertaining to the last 18 years (2003-2020). The column concerning the 2020 implementation year is provided for information only and does not necessarily indicate that the notifications are now due. The full-time series (1995-2020) of compliance information is available in the "Compliance with notification obligations" section of the Agriculture Information Management System (<http://agims.wto.org>).

1.7. Members' compliance with their notification obligations varies greatly. The compliance also varies by type of notification. Only a few Members are 100% (25 Members in DS:1 and 46 Members in ES:1) compliant with all their notification requirements. Simultaneously, there is an important percentage of Members whose compliance with some of their notification obligations is 0% (28 Members in DS:1 and 20 Members in ES:1) (Table 1).

**Table 1: Compliance with notifications per tiers (1995 - 2019)**

Per Cent Compliance	MA:2		MA:5		DS:1		ES:1		ES:2	
	Members	%	Members	%	Members	%	Members	%	Members	%
100%	29	72	25	76	25	19	46	34	20	74
≥50% but <100%	10	25	6	18	64	47	51	38	6	22
>0% but <50%	1	3	1	3	18	13	18	13	1	4
0%	0	0	1	3	28	21	20	15	0	0
Total	40	100	33	100	135	100	135	100	27	100

Note: Compliance is based on notifications issued as of 7 September 2021. It does not take into account timeliness or qualitative aspects of the notifications.

### 1.1.1 Table MA:1 notifications, comprehensive one-off (Implementation of tariff and other quota commitments; Article 18.2 – 30 days)

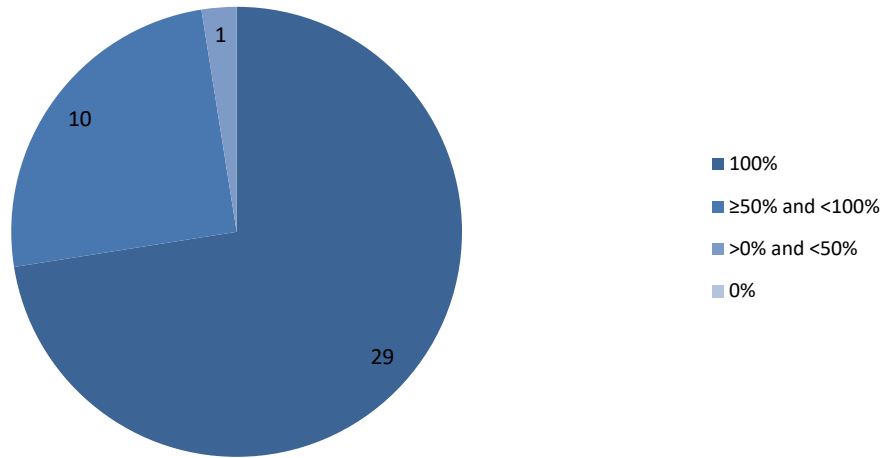
1.8. Table MA:1 notifications are required to have been submitted by all Members with tariff and other quota commitments, either in advance or within 30 days of the first opening of the tariff quotas concerned. Subsequent changes to the administration of tariff and other quotas are included in ad-hoc Table MA:1 notifications to be made within 30 days following the change.

### 1.1.2 Table MA:2 notifications (Imports under tariff and other quotas; Article 18.2 – 60 days)

1.9. Table MA:2 notifications are required to be submitted annually by Members with tariff and other quota commitments specified in Section I-B (or Section I-A) of Part I of their Schedules for the products concerned no later than 60 days following the year in question.

1.10. For the period 1995-2019 there are 47 Table MA:2 notifications outstanding which represent 5% of the total MA:2 notifications expected for this period. Out of the 40 Members with this notification obligation, 29 are up to date with their notifications, whereas 10 Members have compliance rates between 50% and 99%, and only one Member is below the 50% threshold (Figure 4).

**Figure 4: Compliance with MA:2 notifications, 1995-2019 (Number of Members)**

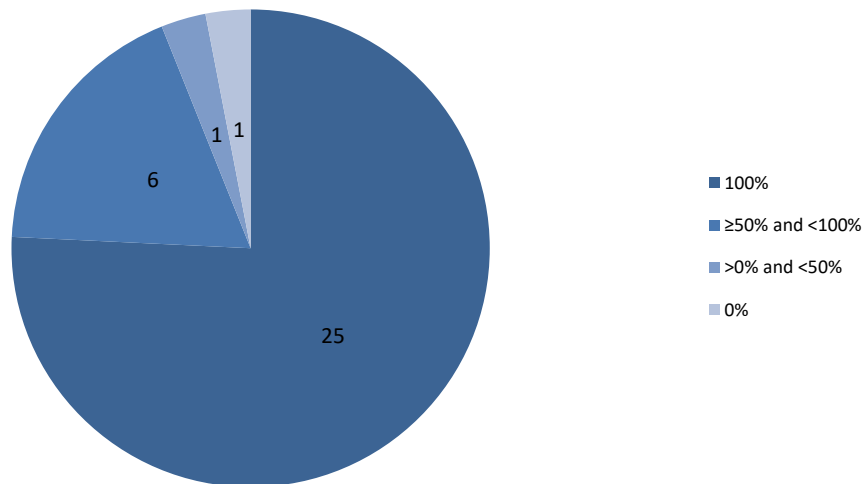


**1.1.3 Table MA:5 notifications (Special Safeguard; Articles 5.7 and 18.2 – 30 days)**

1.11. Table MA:5 notifications are required to be submitted annually by Members that have reserved the right to have recourse to the Special Safeguard provisions as indicated in Section I-A of Part I of their Schedules no later than 30 days following the year in question.

1.12. For the period 1995-2019 there are 69 Table MA:5 notifications outstanding which represents 8% of the total MA:5 notifications expected for this period. Out of 33 Members with this notification obligation, 25 Members are up to date with their obligations for the reported period. A total of six Members have a compliance rate between 50% and 99%, one Member has a compliance rate between 1% and 49%, while another Member has a zero-compliance rate (Figure 5).

**Figure 5: Compliance with MA:5 notifications, 1995-2019 (Number of Members)**

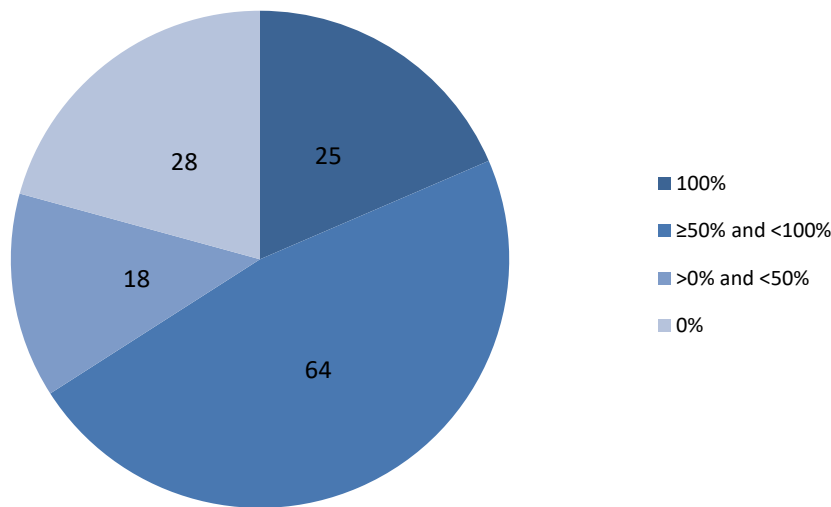


#### 1.1.4 Table DS:1 notifications (Domestic support; Article 18.2 – 90 days or 120 days if the initial notification is provisional)

1.13. Table DS:1 notifications are required to be submitted annually by Members with base and annual commitment levels specified in Section I of Part IV of their Schedules no later than 90 days following the year in question. All other Members, except Least-Developed Country (LDC) Members, should submit an annual Table DS:1 notification.<sup>5</sup> LDC Members are required to submit Supporting Tables DS:1 to DS:3 every other year (indicated by the symbol "(NA)").

1.14. For the period 1995-2019 there are 888 Table DS:1 notifications outstanding. This notification category has the highest percentage of outstanding notifications with 34% of Table DS:1 notifications outstanding. The compliance rates for Table DS:1 vary greatly. There are 25 Members with 100% compliance, while 28 Members have a compliance rate of 0% (Figure 6).

**Figure 6: Compliance with DS:1 notifications, 1995-2019 (Number of Members)**

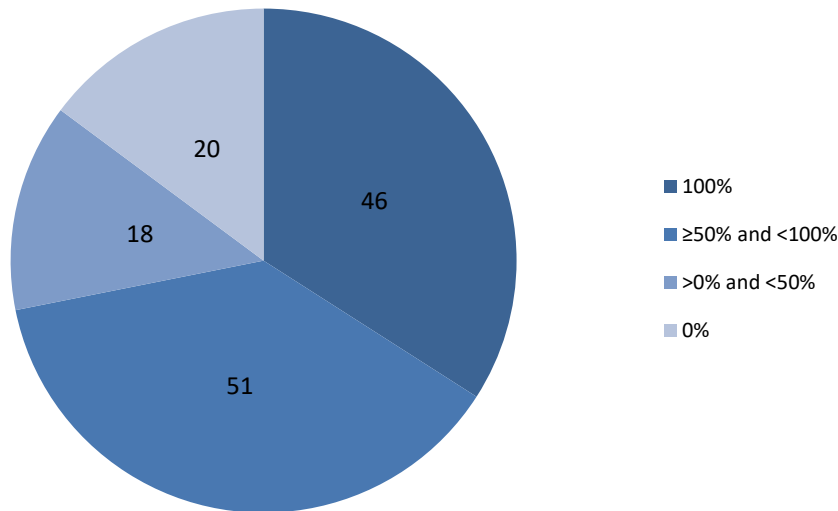


#### 1.1.5 Table ES:1 notifications (Export subsidies; Article 18.2 – 60 days or 120 days if the initial notification is provisional)

1.15. Table ES:1 notifications are required to be submitted annually by Members with base and annual commitment levels specified in Section II of Part IV of their Schedules no later than 60 days following the year in question. Members with no such scheduled commitments are required to submit an annual notification (within 30 days following the end of the year in question) in the form of a statement confirming that no export subsidies exist or, in the case of developing country Members using certain export subsidies pursuant to Article 9.4, in the form of Supporting Table ES:2.

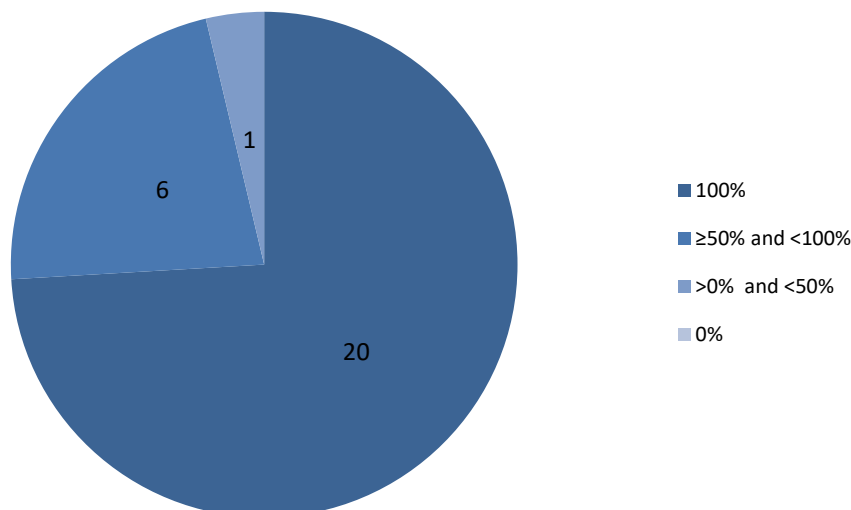
1.16. For the period 1995-2019 there are 915 Table ES:1 notifications outstanding which represents 30% of the total ES:1 notifications expected for this period. Like Table DS:1 compliance, Table ES:1 compliance rates vary greatly. A total of 46 Members have submitted all their corresponding notifications, whereas 20 Members have a 0% compliance rate (Figure 7).

<sup>5</sup> As provided for in G/AG/2 and at the request of a developing country Member, the Committee may set aside this requirement other than in respect of Supporting Tables DS:1 to DS:3.

**Figure 7: Compliance with ES:1 notifications, 1995-2019 (Number of Members)****1.1.6 Table ES:2 notifications (Total exports; Articles 10 and 18.2 – 120 days)**

1.17. Table ES:2 notifications are required to be submitted annually by Members with export subsidy commitments specified in Section II of Part IV of their Schedules and by "significant exporters" as listed in G/AG/2/Add.1 no later than 120 days following the year in question. Some Members also submit a Table ES:2 notification on a voluntary basis based on the report by the Chairperson on the review of the list of significant exporters (G/AG/W/123).

1.18. For the period 1995-2019 there are 40 Table ES:2 notifications outstanding which represents 6% of the total ES:2 notifications expected for this period. A total of 20 Members have submitted all of their corresponding Table ES:2 notifications. Additionally, six Members have a compliance rate between 50% and 99%. The remaining Member has a compliance rate below 50% (Figure 8).

**Figure 8: Compliance with ES:2 notifications, 1995-2019 (Number of Members)**



## 1.2 Other Regular Notification Obligations Applicable only upon Maintenance of Specific Measures

### 1.2.1 Table ES:3 notifications (Food aid volumes; Articles 10 and 18.2 – 120 days)

1.19. Table ES:3 notifications are required to be submitted annually by all food donor Members for all donated products (except for those products in respect of which this information must be notified under Table ES:1) no later than 120 days following the year in question. No "nil return" is required from Members that do not provide food aid. From 1995 to 7 September 2021, a total of 228 Table ES:3 notifications have been submitted to the WTO (including addenda, corrigenda and revisions).

### 1.2.2 Table NF:1 notifications (Food and other aid in the context of the Marrakesh Decision; Article 16.2 – 60 days)

1.20. Table NF:1 notifications are required by all donor Members in respect of actions taken within the framework of the Decision on Measures Concerning the Possible Negative Effects of the Reform Programme on Least-Developed and Net Food-Importing Developing Countries no later than 60 days following the year in question. No "nil return" is required from Members that do not provide food aid or other assistance to the countries concerned. From 1995 to 7 September 2021, a total of 232 Table NF:1 notifications have been submitted to the WTO (including addenda, corrigenda and revisions).

## 1.3 Symbols and Abbreviations

A blank space (" ") indicates that the notification is outstanding.

A hyphen ("--") indicates for Table NF:1 and Table ES:3 notifications that no notification was submitted.

A capital "x" ("**X**") indicates that a notification has been issued. No assessment on the content or quality of the notification with respect to requirements is made or implied.

A capital "x" followed by a superscripted star ("**X**<sup>\*</sup>") indicates that the one-off Table MA:1 notification has been revised or supplemented.

A capital "p" ("**P**") indicates that a notification has been received and is either being processed or pending for want of feedback from the notifying Member. A pending notification will be marked as "P" for a maximum period of six months.

A capital "n" and a capital "a" ("**NA**") indicates that the requirement was not applicable during the period covered either because there were no relevant commitments (e.g. tariff quotas) or because the Member concerned was not yet a WTO Member.

A capital "n" and a capital "a" in brackets ("**(NA)**") indicates that domestic support notifications are required every second year from LDC Members.

Shaded cells indicate that the Member concerned has a scheduled domestic support and/or an export subsidy reduction commitment.

The **European Union** refers to EU-15 from 1995, EU-25 from 2004, EU-27 from 2007 and EU-28 from 2013. The **United Kingdom** ceased to be a member State of the European Union on 1 February 2020; the annual agriculture notifications by the European Union include information in respect of the United Kingdom for the implementation years covered in this document.

**Switzerland** in all tables refers to Switzerland-Liechtenstein, except in Table NF:1 notifications.

## 2 COMPLIANCE WITH ANNUAL NOTIFICATION OBLIGATIONS

'Compliance (%)', shown in the last column of tables 2.1 to 2.5 below, is calculated based on the number of reported years covered by each Member's notifications, issued as of 7 September 2021, compared to the total number of implementation years applicable to that Member for the period 1995-2019. A 100% compliance for a notification obligation refers to the circulation of all relevant notifications due for the period 1995-2019 before the cut-off date of 7 September; it does not take into account the actual date of submission/circulation of the notifications. The compliance percentage does not therefore take into account the 'timeliness' aspect of the notifications. The compliance also does not refer to the quality or content of the notifications. In view of the different types of implementation years (calendar, marketing, financial, etc.) used in Members' annual notifications, the year '2020' has not been used in the compliance calculations as notifications for 2020 may not necessarily be due in all cases. Members' notifications for 2020 already circulated as of 7 September have been acknowledged in the tables. Detailed information on compliance (for 1995-2020) may also be consulted under the "Compliance with notification obligations" section of the Agriculture Information Management System (<http://aqims.wto.org/>).

### 2.1 Tariff and Other Quota Commitments (Tables MA:1 and MA:2)

		MA:1	MA:2																	Compliance (%)		
		One-off	2003	2004	2005	2006	2007	2008	2009	2010	2011	2012	2013	2014	2015	2016	2017	2018	2019		2020	
1	Australia	X*	X	X	X	X	X	X	X	X	X	X	X	X	X	X	X	X	X		100	
2	Barbados	X*																			24	
3	Brazil	X	X	X	X	X	X	X	X	X	X	X	X	X	X	X	X	X	X	X		100
4	Canada	X*	X	X	X	X	X	X	X	X	X	X	X	X	X	X	X	X	X	X		100
5	Chile	X*	X	X	X	X	X	X	X	X	X	X	X	X	X	X	X	X	X	X		100
6	China	X*	X	X	X	X	X	X	X	X	X	X	X	X	X	X	X	X	X	X	X	100
7	Colombia	X*	X	X	X	X	X	X	X	X	X	X	X	X	X	X	X	X	X	X		100
8	Costa Rica	X*	X	X	X	X	X	X	X	X	X	X	X	X	X	X	X	X	X	X	X	100
9	Dominican Republic	X	X	X	X	X	X	X	X	X	X	X	X	X	X	X	X	X	X	X	X	100
10	Ecuador	X*	X	X	X	X	X	X	X	X	X	X	X	X	X	X	X	X	X			96
11	El Salvador	X*	X	X	X	X	X	X	X	X	X	X	X	X	X	X	X	X	X	X	X	100
12	European Union	X*	X	X	X	X	X	X	X	X	X	X	X	X	X	X	X	X	X	X	X	100
13	Guatemala	X*	X	X	X	X	X	X	X	X	X	X	X	X	X	X	X	X	X	X	X	100
14	Iceland	X	X	X	X	X	X	X	X	X	X	X	X	X	X							84
15	India	X*	X	X	X	X	X	X	X	X	X	X	X	X	X	X	X	X	X	X	X	100
16	Indonesia	X*	X	X	X	X	X	X	X	X	X	X	X	X	X	X	X	X	X			96
17	Israel	X*	X	X	X	X	X	X	X	X	X	X	X	X	X	X	X	X	X	X		100
18	Japan	X*	X	X	X	X	X	X	X	X	X	X	X	X	X	X	X	X	X	X	X	100
19	Kazakhstan	X	NA	NA	NA	NA	NA	NA	NA	NA	NA	NA	NA	NA	NA	X	X	X	X			100
20	Korea, Republic of	X*	X	X	X	X	X	X	X	X	X	X	X	X	X	X	X	X	X	X		100
21	Malaysia	X*	X	X	X	X	X	X	X	X	X	X	X	X	X							88

		MA:1	MA:2																		
		One-off	2003	2004	2005	2006	2007	2008	2009	2010	2011	2012	2013	2014	2015	2016	2017	2018	2019	2020	Compliance (%)
22	Mexico	X	X	X	X	X	X	X	X	X	X	X	X	X	X	X	X	X	X	X	100
23	Moldova, Republic of	X	NA	NA	NA	NA	NA	NA	X	X	X	X	X	X	X	X	X	X	X		100
24	Morocco	X	X	X	X	X	X	X	X	X	X	X	X	X	X	X	X	X	X		100
25	New Zealand	X*	X	X	X	X	X	X	X	X	X	X	X	X	X	X	X	X	X	X	100
26	Nicaragua	X	X	X	X	X	X	X	X	X	X	X	X	X	X	X	X	X	X	X	100
27	North Macedonia	X		X	X	X	X	X	X	X	X	X	X	X	X	X	X	X	X	X	94
28	Norway	X*	X	X	X	X	X	X	X	X	X	X	X	X	X	X	X	X	X	X	100
29	Panama	X*	X	X	X	X	X	X	X	X	X	X	X	X	X	X	X	X	X	X	100
30	Philippines	X*	X	X	X	X	X	X	X	X	X	X	X	X	X	X	X	X	X		100
31	Russian Federation	X*	NA	NA	NA	NA	NA	NA	NA	NA	NA	NA	X	X	X	X	X	X	X	X	100
32	South Africa	X*	X	X	X	X	X	X	X	X	X	X	X	X	X	X	X	X			96
33	Switzerland	X*	X	X	X	X	X	X	X	X	X	X	X	X	X	X	X	X	X		100
34	Chinese Taipei	X*	X	X	X	X	X	X	X	X	X	X	X	X	X	X	X	X	X	X	100
35	Thailand	X*	X	X	X	X	X	X	X	X	X	X	X	X	X	X	X	X	X	X	100
36	Tunisia	X*	X	X	X	X	X	X	X	X	X	X	X	X	X	X	X	P	P		92
37	Ukraine	X*	NA	NA	NA	NA	NA		X	X	X	X	X	X	X	X	X	X	X	X	92
38	United Kingdom	X	NA	NA	NA	NA	NA	NA	NA	NA	NA	NA	NA	NA	NA	NA	NA	NA	NA	NA	NA
39	United States of America	X*	X	X	X	X	X	X	X	X	X	X	X	X	X	X	X	X	X	X	100
40	Venezuela, Bolivarian Republic of	X*			X	X	X	X					X			X	X				56
41	Viet Nam	X	NA	NA	NA	NA				X	X	X	X	X	X	X	X	X	X		77

## 2.2 Special Safeguard (Table MA:5)

		MA:5																		
		2003	2004	2005	2006	2007	2008	2009	2010	2011	2012	2013	2014	2015	2016	2017	2018	2019	2020	Compliance (%)
1	Australia	X	X	X	X	X	X	X	X	X	X	X	X	X	X	X	X	X	X	100
2	Barbados	X	X	X	X	X	X	X				X	X	X	X					76
3	Botswana	X	X	X	X	X	X	X	X	X	X	X	X	X	X	X				92
4	Canada	X	X	X	X	X	X	X	X	X	X	X	X	X	X	X	X	X		100
5	Colombia	X	X	X	X	X	X	X	X	X	X	X	X	X	X	X	X	X		100
6	Costa Rica	X	X	X	X	X	X	X	X	X	X	X	X	X	X	X	X	X	X	100
7	Ecuador	X	X	X	X	X	X	X	X	X	X	X	X	X	X	X	X			96
8	El Salvador	X	X	X	X	X	X	X	X	X	X	X	X	X	X	X	X	X	X	100

		MA:5																		
		2003	2004	2005	2006	2007	2008	2009	2010	2011	2012	2013	2014	2015	2016	2017	2018	2019	2020	Compliance (%)
9	Eswatini																			0
10	European Union	X	X	X	X	X	X	X	X	X	X	X	X	X	X	X	X	X	X	100
11	Guatemala	X	X	X	X	X	X	X	X	X	X	X	X	X	X	X	X	X	X	100
12	Iceland	X	X	X	X	X	X	X	X	X	X	X	X	X	X	X	X	X		100
13	Indonesia	X	X	X	X	X	X	X	X	X	X	X	X	X	X	X	X			96
14	Israel	X	X	X	X	X	X	X	X	X	X	X	X	X	X	X	X	X		100
15	Japan	X	X	X	X	X	X	X	X	X	X	X	X	X	X	X	X	X	X	100
16	Korea, Republic of	X	X	X	X	X	X	X	X	X	X	X	X	X	X	X	X	X		100
17	Malaysia	X	X	X	X	X	X	X	X	X	X	X	X	X						88
18	Mexico	X	X	X	X	X	X	X	X	X	X	X	X	X	X	X	X	X	X	100
19	Morocco	X	X	X	X	X	X	X	X	X	X	X	X	X	X	X	X	X	X	100
20	Namibia	X	X	X	X	X	X	X												60
21	New Zealand	X	X	X	X	X	X	X	X	X	X	X	X	X	X	X	X	X	X	100
22	Nicaragua	X	X	X	X	X	X	X	X	X	X	X	X	X	X	X	X	X	X	100
23	Norway	X	X	X	X	X	X	X	X	X	X	X	X	X	X	X	X	X	X	100
24	Panama	X	X	X	X	X	X	X	X	X	X	X	X	X	X	X	X	X	X	100
25	Philippines	X	X	X	X	X	X	X	X	X	X	X	X	X	X	X	X	X		100
26	South Africa	X	X	X	X	X	X	X	X	X	X	X	X	X	X	X	X	X	X	100
27	Switzerland	X	X	X	X	X	X	X	X	X	X	X	X	X	X	X	X	X	X	100
28	Chinese Taipei	X	X	X	X	X	X	X	X	X	X	X	X	X	X	X	X	X	X	100
29	Thailand	X	X	X	X	X	X	X	X	X	X	X	X	X	X	X	X	X		100
30	Tunisia	X	X	X	X	X	X	X	X	X	X	X	X	X	X	X	X	X		100
31	United States of America	X	X	X	X	X	X	X	X	X	X	X	X	X	X	X	X	X	X	100
32	Uruguay	X	X	X	X	X	X	X	X	X	X	X	X	X	X	X	X	X		100
33	Venezuela, Bolivarian Republic of																			16

## 2.3 Domestic Support (Table DS:1)

		DS:1																		Compliance (%)
		2003	2004	2005	2006	2007	2008	2009	2010	2011	2012	2013	2014	2015	2016	2017	2018	2019	2020	
1	Afghanistan	NA	NA	NA	NA	NA	NA	NA	NA	NA	NA	NA	NA	NA	P	P	P	P	P	0
2	Albania	X	X	X	X	X	X	X	X			X				X				65
3	Angola	(NA)		(NA)		(NA)		(NA)		(NA)		(NA)		(NA)		(NA)		(NA)		0
4	Antigua and Barbuda																			0
5	Argentina	X	X	X	X	X	X	X	X	X	X	X	X	X	X					88
6	Armenia	X	X	X	X	X	X	X	X	X	X	X	X							71
7	Australia	X	X	X	X	X	X	X	X	X	X	X	X	X	X	X				92
8	Bahrain, Kingdom of	X	X	X	X	X	X	X	X	X	X	X	X	X	X	X	X	X		100
9	Bangladesh	(NA)	X	(NA)	X	(NA)		(NA)		(NA)		(NA)		(NA)		(NA)		(NA)		53
10	Barbados	X	X	X	X	X	X	X	X	X	X	X	X	X						84
11	Belize																			0
12	Benin		(NA)		(NA)		(NA)		(NA)		(NA)		(NA)		(NA)		(NA)		(NA)	8
13	Bolivia, Plurinational State of	X	X	X	X	X	X	X	X	X	X	X	X	X	X	X	X			96
14	Botswana	X	X	X	X	X	X	X	X	X	X	X	X	X	X	X				92
15	Brazil	X	X	X	X	X	X	X	X	X	X	X	X	X	X	X	X	X		100
16	Brunei Darussalam																			0
17	Burkina Faso	X	(NA)	X	(NA)	X	(NA)	X	(NA)	X	(NA)	X	(NA)	X	(NA)	X	(NA)		(NA)	92
18	Burundi	(NA)	X	(NA)	X	(NA)	X	X	X	X	(NA)	X	(NA)		(NA)		(NA)		(NA)	86
19	Cambodia	NA	X	X	X	X	X	X	(NA)	X	(NA)	X	(NA)	X	(NA)	X	(NA)		(NA)	91
20	Cameroon	X	X	X	X	X	X	X	X	X	X	X	X	X	X	X	X			96
21	Canada	X	X	X	X	X	X	X	X	X	X	X	X	X	X	X				92
22	Cape Verde	NA	NA	NA	NA	NA														0
23	Central African Republic	(NA)		(NA)		(NA)		(NA)		(NA)		(NA)		(NA)		(NA)		(NA)		0
24	Chad	X	X	X	X	X	X	X	X	X	X	X	(NA)		(NA)		(NA)		(NA)	90
25	Chile	X	X	X	X	X	X	X	X	X	X	X	X	X	X	X	X	X		100
26	China	X	X	X	X	X	X	X	X	X	X	X	X	X	X					86
27	Colombia	X	X	X	X	X	X	X	X	X	X	X	X	X	X	X	X	X		100
28	Congo	X	X	X	X	X	X	X	X	X	X	X	X	X	X	X	X	X	X	100
29	Costa Rica	X	X	X	X	X	X	X	X	X	X	X	X	X	X	X	X	X		100
30	Côte d'Ivoire	X	X	X	X	X	X	X	X	X	X	X	X	X	X	X	X	X	X	80
31	Cuba	X	X	X	X	X	X	X	X	X	X	X	X	X	X	X	X	X		100

		DS:1																		Compliance (%)
		2003	2004	2005	2006	2007	2008	2009	2010	2011	2012	2013	2014	2015	2016	2017	2018	2019	2020	
32	Democratic Republic of the Congo	(NA)		(NA)		(NA)		(NA)		(NA)		(NA)		(NA)		(NA)		(NA)		0
33	Djibouti	(NA)		(NA)		(NA)		(NA)		(NA)		(NA)		(NA)		(NA)		(NA)		0
34	Dominica																			0
35	Dominican Republic	X	X	X	X	X	X	X	X	X	X	X	X	X	X	X	X	X	X	100
36	Ecuador	X	X	X	X	X	X	X	X	X	X	X	X	X	X	X	X			96
37	Egypt			X	X	X	X	X	X	X	X	X	X	X						64
38	El Salvador	X	X	X	X	X	X	X	X	X	X	X	X							84
39	Eswatini																			0
40	European Union	X	X	X	X	X	X	X	X	X	X	X	X	X	X	X	X			96
41	Fiji	X	X	X	X	X	X	X	X	X	X	X	X							83
42	Gabon	X	X	X	X	X	X	X		X	X	X	X	X						84
43	The Gambia	X	(NA)	X	(NA)	X	(NA)	X	(NA)	X	(NA)	X	(NA)		(NA)		(NA)		(NA)	75
44	Georgia	X	X	X	X	X	X	X	X	X	X	X	X	X	X	X	X	X	X	100
45	Ghana																			0
46	Grenada																			0
47	Guatemala	X	X	X	X	X	X	X	X	X	X	X	X	X	X	X	X	X	P	96
48	Guinea	(NA)		(NA)		(NA)		(NA)		(NA)		(NA)		(NA)		X	X	X	(NA)	21
49	Guinea-Bissau	(NA)		(NA)		(NA)		(NA)		(NA)		(NA)		(NA)		(NA)		(NA)		0
50	Guyana	X	X																	40
51	Haiti		(NA)		(NA)		(NA)		(NA)		(NA)		(NA)		(NA)		(NA)		(NA)	17
52	Honduras	X	X	X	X	X	X	X	X	X	X	X	X							84
53	Hong Kong, China	X	X	X	X	X	X	X	X	X	X	X	X	X	X	X	X	X	X	100
54	Iceland	X	X	X	X	X	X	X	X	X	X	X	X	X						88
55	India	X	X	X	X	X	X	X	X	X	X	X	X	X	X	X	X	X		100
56	Indonesia	X	X	X	X	X	X	X	X	X	X	X	X	X	X	X	X			96
57	Israel	X	X	X	X	X	X	X	X	X	X	X	X	X	X	X	X	X		100
58	Jamaica	X	X	X	X	X	X	X	X	X	X	X	X	X						88
59	Japan	X	X	X	X	X	X	X	X	X	X	X	X	X	X	X				96
60	Jordan	X	X	X	X	X	X	X	X	X	X	X								75
61	Kazakhstan	NA	NA	NA	NA	NA	NA	NA	NA	NA	NA	NA	NA	P						0
62	Kenya																			8
63	Korea, Republic of	X	X	X	X	X	X	X	X	X	X	X	X	X	X	X				96
64	Kuwait, the State of																			0

		DS:1																		Compliance (%)
		2003	2004	2005	2006	2007	2008	2009	2010	2011	2012	2013	2014	2015	2016	2017	2018	2019	2020	
65	Kyrgyz Republic										X	X	X	X	X	X	X	X		41
66	Lao People's Democratic Republic	NA	NA	NA	NA	NA	NA	NA	NA	NA	NA	(NA)		X		(NA)		(NA)		25
67	Lesotho	(NA)		(NA)		(NA)		(NA)		(NA)	X	(NA)		(NA)		(NA)		(NA)		8
68	Liberia	NA	NA	NA	NA	NA	NA	NA	NA	NA	NA	NA	NA	(NA)		(NA)		(NA)		0
69	Macao, China	X	X	X	X	X	X	X	X	X	X	X	X	X	X	X	X	X	X	100
70	Madagascar	(NA)	X	(NA)	X	(NA)	X	(NA)	X	(NA)	X	(NA)		(NA)		(NA)		(NA)		75
71	Malawi	(NA)		X	X	X	X	X	X	X	(NA)		(NA)	X	X	(NA)		(NA)		75
72	Malaysia	X	X	X	X	X	X	X	X	X	X	X								80
73	Maldives	(NA)		(NA)		(NA)		(NA)												21
74	Mali	(NA)	X	X	X	X	X	X	X	X	X	X	X	X						80
75	Mauritania	(NA)		(NA)		(NA)		(NA)		(NA)		(NA)		(NA)		(NA)		(NA)		0
76	Mauritius					X					X	X	X	X	X	X	X	X		32
77	Mexico	X	X	X	X	X	X	X	X	X	X	X	X	X	X	X	X	P		96
78	Moldova, Republic of	X	X	X	X	X	X	X	X	X	X	X	X	X	X					84
79	Mongolia											X	X							22
80	Montenegro	NA	NA	NA	NA	NA	NA	NA	NA		X									13
81	Morocco	X	X	X	X	X														52
82	Mozambique	(NA)		(NA)		(NA)		(NA)		(NA)		(NA)		(NA)		(NA)		(NA)		0
83	Myanmar	(NA)	X	(NA)		(NA)		(NA)		(NA)		(NA)		(NA)		(NA)		(NA)		53
84	Namibia	X	X	X	X	X	X	X												60
85	Nepal	NA	(NA)	X	(NA)	X	(NA)	X	X	X	(NA)	X	(NA)	X	(NA)		(NA)	X	(NA)	89
86	New Zealand	X	X	X	X	X	X	X	X	X	X	X	X	X	X	X	X	X	X	100
87	Nicaragua	X	X	X	X	X	X	X	X	X	X	X	X	X						88
88	Niger	(NA)		(NA)		(NA)		(NA)		(NA)		(NA)		(NA)		(NA)		(NA)		0
89	Nigeria	X	X	X	X	X	X	X	X	X	X	X	X	X	X	X	X	X	X	100
90	North Macedonia	X	X	X	X	X														29
91	Norway	X	X	X	X	X	X	X	X	X	X	X	X	X	X	X	X	X	X	100
92	Oman	X	X	X	X	X	X	X	X	X	X	X	X	X	X	X	X			95
93	Pakistan	X	X	X	X	X	X	X	X	X	X	X	X							84
94	Panama	X	X	X	X	X	X	X	X	X	X	X	X	X	X	X	X	X	X	100
95	Papua New Guinea										X	X		X	X					17
96	Paraguay	X	X	X	X	X	X	X	X	X	X	X	X	X	X	X	X	X		100
97	Peru	X	X	X	X	X	X	X	X	X	X	X	X	X	X	X				96

		DS:1																		Compliance (%)
		2003	2004	2005	2006	2007	2008	2009	2010	2011	2012	2013	2014	2015	2016	2017	2018	2019	2020	
98	Philippines	X	X	X	X	X	X	X	X	X	X	X	X	X	X	X	X	X		100
99	Qatar	X	X	X	X	X	X	X	X	X	X									67
100	Russian Federation	NA	NA	NA	NA	NA	NA	NA	NA	NA	X	X	X	X	X	X	X	X		100
101	Rwanda		(NA)		(NA)		(NA)		(NA)		(NA)		(NA)		(NA)		(NA)		(NA)	0
102	Saint Kitts and Nevis																			0
103	Saint Lucia																			0
104	Saint Vincent and the Grenadines	X	X	X	X	X	X	X	X	X	X	X	X	X	X	X	X			96
105	Samoa	NA	NA	NA	NA	NA	NA	NA	NA	NA	(NA)	X	X	X	X	X	X	X		100
106	Saudi Arabia, Kingdom of	NA	NA	NA	X	X	X	X	X	X	X	X	X	X	X	X				86
107	Senegal	X	X	(NA)	X	(NA)	X	(NA)	X	(NA)	X	(NA)	X	(NA)		(NA)		(NA)		88
108	Seychelles	NA	NA	NA	NA	NA	NA	NA	NA	NA	NA	NA	NA	X	X	X				60
109	Sierra Leone	(NA)		(NA)		(NA)		(NA)		(NA)		(NA)		(NA)		(NA)		(NA)		0
110	Singapore	X	X	X	X	X	X	X	X	X	X	X	X	X	X	X	X	X	X	100
111	Solomon Islands		(NA)		(NA)		(NA)		(NA)		(NA)		(NA)		(NA)		(NA)		(NA)	0
112	South Africa	X	X	X	X	X	X	X	X	X	X	X								80
113	Sri Lanka	X	X	X	X	X	X	X	X	X	X	X	X	X	X					88
114	Suriname																			0
115	Switzerland	X	X	X	X	X	X	X	X	X	X	X	X	X	X	X	X	X		100
116	Chinese Taipei	X	X	X	X	X	X	X	X	X	X	X	X	X	X	X				89
117	Tajikistan	NA	NA	NA	NA	NA	NA	NA	NA	NA	NA	X	X	X	X	X	X			86
118	Tanzania	(NA)		(NA)		(NA)		(NA)		(NA)		(NA)		(NA)		(NA)		(NA)		0
119	Thailand	X	X	X	X	X	X						X	X	X					68
120	Togo	(NA)	X	(NA)	X	(NA)	X	(NA)	X	(NA)	X	(NA)	X	(NA)	X	(NA)		(NA)		92
121	Tonga	NA	NA	NA	NA	X	X	X	X	X	X	X	X	X	X	X	X	X		100
122	Trinidad and Tobago	X	X	X	X	X	X	X	X	X	X									76
123	Tunisia	X	X	X	X	X	X	X	X	X	X	X	X	X	X	X	X	X		100
124	Turkey	X	X	X	X	X	X	X	X	X	X	X	X	X						88
125	Uganda	(NA)	X	(NA)		(NA)		(NA)		(NA)		(NA)		(NA)		(NA)		(NA)		42
126	Ukraine	NA	NA	NA	NA	NA		X	X	X	X									33
127	United Arab Emirates	X	X	X	X	X	X	X	X	X	X	X	X	X		X	X			96
128	United States of America	X	X	X	X	X	X	X	X	X	X	X	X	X	X	X				96
129	Uruguay	X	X	X	X	X	X	X	X	X	X	X	X	X						88
130	Vanuatu	NA	NA	NA	NA	NA	NA	NA	NA	NA	(NA)		(NA)	X	(NA)	X	(NA)		(NA)	50



		DS:1																		Compliance (%)
		2003	2004	2005	2006	2007	2008	2009	2010	2011	2012	2013	2014	2015	2016	2017	2018	2019	2020	
131	Venezuela, Bolivarian Republic of																			16
132	Viet Nam	NA	NA	NA	NA	X	X	X	X	X	X	X	X	X	X					85
133	Yemen	NA	NA	NA	NA	NA	NA	NA	NA	NA	NA	NA	(NA)		(NA)		(NA)		(NA)	0
134	Zambia	(NA)	X	(NA)	X	(NA)	X	(NA)	X	(NA)	X	(NA)	X	(NA)		(NA)		(NA)		67
135	Zimbabwe																			20

## 2.4 Export Subsidies: Budgetary Outlays and Quantity Reduction Commitments (Table ES:1)

		ES:1																		Compliance (%)
		2003	2004	2005	2006	2007	2008	2009	2010	2011	2012	2013	2014	2015	2016	2017	2018	2019	2020	
1	Afghanistan	NA	NA	NA	NA	NA	NA	NA	NA	NA	NA	NA	NA	NA	X	X	X	X	X	100
2	Albania	X	X	X	X	X	X	X	X	X	X	X	X	X	X	X	X	X	X	100
3	Angola																X			4
4	Antigua and Barbuda																			0
5	Argentina	X	X	X	X	X	X	X	X	X	X	X	X	X	X	X	X	X		100
6	Armenia	X	X	X	X	X	X	X	X	X	X	X	X	X	X					82
7	Australia	X	X	X	X	X	X	X	X	X	X	X	X	X	X	X	X	X		100
8	Bahrain, Kingdom of	X	X	X	X	X	X	X	X	X	X	X	X	X	X	X	X	X		96
9	Bangladesh	X	X	X	X															48
10	Barbados	X	X	X	X									X	X					56
11	Belize																			0
12	Benin																			0
13	Bolivia, Plurinational State of	X	X	X	X	X	X	X	X	X	X	X	X	X	X	X	X			96
14	Botswana	X	X	X	X	X	X	X	X	X	X	X	X	X	X	X				92
15	Brazil	X	X	X	X	X	X	X	X	X	X	X	X	X	X	X	X	X		100
16	Brunei Darussalam																			0
17	Burkina Faso	X	X	X	X	X	X	X	X	X	X	X	X	X	X	X	X			96
18	Burundi	X	X	X	X	X	X	X	X	X	X	X	X	X	X	X				92
19	Cambodia	NA	X	X	X	X	X	X	X	X	X	X	X	X	X	X	X	X		100
20	Cameroon	X	X	X	X	X	X	X	X	X	X	X	X	X	X	X	X			96
21	Canada	X	X	X	X	X	X	X	X	X	X	X	X	X	X	X	X	X		100
22	Cape Verde	NA	NA	NA	NA	NA	X													8
23	Central African Republic																			0

		ES:1																		Compliance (%)
		2003	2004	2005	2006	2007	2008	2009	2010	2011	2012	2013	2014	2015	2016	2017	2018	2019	2020	
24	Chad	X	X	X	X	X	X	X	X	X	X	X	X	X	X					83
25	Chile	X	X	X	X	X	X	X	X	X	X	X	X	X	X	X	X	X		100
26	China	X	X	X	X	X	X	X	X	X	X	X	X	X	X	X	X	X		100
27	Colombia	X	X	X	X	X	X	X	X	X	X	X	X	X	X	X	X	X		100
28	Congo	X	X	X	X	X	X	X	X	X	X	X	X	X	X	X	X	X	X	100
29	Costa Rica	X	X	X	X	X	X	X	X	X	X	X	X	X	X	X	X	X	X	100
30	Côte d'Ivoire	X	X	X	X	X	X	X	X	X	X	X	X	X	X	X	X			96
31	Cuba	X	X	X	X	X	X	X	X	X	X	X	X	X	X	X	X	X		100
32	Democratic Republic of the Congo																			0
33	Djibouti																			0
34	Dominica																			12
35	Dominican Republic	X	X	X	X	X	X	X	X	X	X	X	X	X	X	X	X	X	X	100
36	Ecuador	X	X	X	X	X	X	X	X	X	X	X	X	X	X	X	X			96
37	Egypt																			16
38	El Salvador	X	X	X	X	X	X	X	X	X	X	X	X	X	X	X	X	X	X	100
39	Eswatini	X	X	X	X	X	X	X	X	X										64
40	European Union	X	X	X	X	X	X	X	X	X	X	X	X	X	X	X	X	X		100
41	Fiji	X	X	X	X	X	X	X	X	X	X	X	X	X						83
42	Gabon	X	X	X	X	X	X	X		X	X	X	X	X						84
43	The Gambia	X	X	X	X	X	X	X	X											58
44	Georgia	X	X	X	X	X	X	X	X	X	X	X	X	X	X	X	X	X		100
45	Ghana																			24
46	Grenada																			0
47	Guatemala	X	X	X	X	X	X	X	X	X	X	X	X	X	X		X	X		96
48	Guinea								X	X	X	X	X	X	X	X				36
49	Guinea-Bissau																			0
50	Guyana	X	X																	40
51	Haiti	X	X	X	X	X	X	X	X	X	X	X								79
52	Honduras	X	X	X	X	X	X	X	X	X	X	X	X	X	X	X	X	X	X	100
53	Hong Kong, China	X	X	X	X	X	X	X	X	X	X	X	X	X	X	X	X	X	X	100
54	Iceland	X	X	X	X	X	X	X	X	X	X	X	X	X	X					92
55	India	X	X	X	X	X	X	X	X	X	X									76
56	Indonesia	X	X	X	X	X	X	X	X	X	X	X	X	X	X	X				96

		ES:1																		Compliance (%)
		2003	2004	2005	2006	2007	2008	2009	2010	2011	2012	2013	2014	2015	2016	2017	2018	2019	2020	
57	Israel	X	X	X	X	X	X	X	X	X	X	X	X	X	X	X	X	X		100
58	Jamaica	X	X	X	X	X	X	X	X	X	X	X	X	X	X					88
59	Japan	X	X	X	X	X	X	X	X	X	X	X	X	X	X	X	X	X	X	100
60	Jordan	X	X	X	X	X	X	X	X	X	X	X								75
61	Kazakhstan	NA	NA	NA	NA	NA	NA	NA	NA	NA	NA	NA	NA	NA	X					25
62	Kenya																			12
63	Korea, Republic of	X	X	X	X	X	X	X	X	X	X	X	X	X	X	X	X	X		100
64	Kuwait, the State of	X	X	X	X	X	X	X	X					X						68
65	Kyrgyz Republic	X	X	X	X	X	X	X	X	X	X	X	X	X	X	X	X	X		95
66	Lao People's Democratic Republic	NA	NA	NA	NA	NA	NA	NA	NA	NA	NA	X								14
67	Lesotho	X	X	X	X	X	X	X	X	X	X	X	X	X	X	X	X			92
68	Liberia	NA	NA	NA	NA	NA	NA	NA	NA	NA	NA	NA	NA							0
69	Macao, China	X	X	X	X	X	X	X	X	X	X	X	X	X	X	X	X	X	X	100
70	Madagascar	X	X	X	X	X	X	X	X											64
71	Malawi	X	X	X	X	X	X	X	X	X	X		X	X	X					84
72	Malaysia	X	X	X	X	X	X	X	X	X	X	X	X	X	X					88
73	Maldives																			16
74	Mali	X	X	X	X	X	X	X	X	X	X	X	X	X	X					88
75	Mauritania																			0
76	Mauritius					X						X	X	X	X	X	X	X		32
77	Mexico	X	X	X	X	X	X	X	X	X	X	X	X	X	X	X	X	X	X	100
78	Moldova, Republic of	X	X	X	X	X	X	X	X	X	X	X	X	X	X	X	X	X		100
79	Mongolia	X	X	X	X	X	X	X	X	X	X	X	X							83
80	Montenegro	NA	NA	NA	NA	NA	NA	NA	NA	NA	X	X	X	X	X	X	X	X	X	100
81	Morocco	X	X	X	X	X	X	X	X	X	X	X	X	X	X	X	X			92
82	Mozambique																			0
83	Myanmar	X	X	X	X	X	X	X	X	X	X	X	X	X	X	X	X	X		100
84	Namibia	X	X	X	X	X	X	X												60
85	Nepal	NA	X	X	X	X	X	X	X	X	X	X	X	X	X	X	X			94
86	New Zealand	X	X	X	X	X	X	X	X	X	X	X	X	X	X	X	X	X	X	100
87	Nicaragua	X	X	X	X	X	X	X	X	X	X	X	X	X	X	X				96
88	Niger																			0
89	Nigeria	X	X	X	X	X	X	X	X	X	X	X	X	X	X	X	X	X	X	100

		ES:1																		Compliance (%)
		2003	2004	2005	2006	2007	2008	2009	2010	2011	2012	2013	2014	2015	2016	2017	2018	2019	2020	
90	North Macedonia	X	X	X	X	X	X	X	X	X	X	X	X	X	X	X	X	X	X	100
91	Norway	X	X	X	X	X	X	X	X	X	X	X	X	X	X	X	X	X	X	100
92	Oman	X	X	X	X	X	X	X	X	X	X	X	X	X	X	X	X			95
93	Pakistan	X	X	X	X	X	X	X	X	X	X									76
94	Panama	X	X	X	X	X	X	X	X	X	X	X	X	X	X	X	X	X	X	100
95	Papua New Guinea																			0
96	Paraguay	X	X	X	X	X	X	X	X	X	X	X	X	X	X	X	X	X		100
97	Peru	X	X	X	X	X	X	X	X	X	X	X	X	X	X					92
98	Philippines	X	X	X	X	X	X	X	X	X	X	X	X	X	X	X	X	X		100
99	Qatar	X	X	X	X	X	X	X	X	X	X	X	X	X						88
100	Russian Federation	NA	NA	NA	NA	NA	NA	NA	NA	NA	X	X	X	X	X	X	X	X	X	100
101	Rwanda																			0
102	Saint Kitts and Nevis																			0
103	Saint Lucia																			20
104	Saint Vincent and the Grenadines	X	X	X	X	X	X	X	X	X	X	X	X	X	X	X	X			96
105	Samoa	NA	NA	NA	NA	NA	NA	NA	NA	NA	X	X	X	X	X	X	X	X		100
106	Saudi Arabia, Kingdom of	NA	NA	NA	X	X	X	X	X	X	X	X	X	X	X	X	X	X		100
107	Senegal	X	X	X	X	X	X	X	X	X	X	X	X	X	X	X	X	X		100
108	Seychelles	NA	NA	NA	NA	NA	NA	NA	NA	NA	NA	NA	NA	X	X	X	X	X		100
109	Sierra Leone																			0
110	Singapore	X	X	X	X	X	X	X	X	X	X	X	X	X	X	X	X	X	X	100
111	Solomon Islands																			0
112	South Africa	X	X	X	X	X	X	X	X	X	X	X	X	X						88
113	Sri Lanka	X	X	X	X	X	X	X	X	X	X	X	X	X	X					92
114	Suriname																			24
115	Switzerland	X	X	X	X	X	X	X	X	X	X	X	X	X	X	X	X	X		100
116	Chinese Taipei	X	X	X	X	X	X	X	X	X	X	X	X	X	X	X	X	X	X	100
117	Tajikistan	NA	NA	NA	NA	NA	NA	NA	NA	NA	NA	X	X	X	X	X	X			86
118	Tanzania																			0
119	Thailand	X	X	X	X	X	X	X	X	X	X	X	X	X	X	X	X	X		100
120	Togo	X	X	X	X	X	X	X	X	X	X	X	X	X						88
121	Tonga	NA	NA	NA	NA	X	X													15
122	Trinidad and Tobago	X	X	X	X	X	X	X	X	X	X									76

		ES:1																		Compliance (%)
		2003	2004	2005	2006	2007	2008	2009	2010	2011	2012	2013	2014	2015	2016	2017	2018	2019	2020	
123	Tunisia	X	X	X	X	X	X	X	X	X	X	X	X		X	X	X	X		96
124	Turkey	X	X	X	X	X	X	X	X	X	X	X								68
125	Uganda	X	X																	40
126	Ukraine	NA	NA	NA	NA	NA		X	X	X	X	X	X	X	X	X	X	X	X	92
127	United Arab Emirates	X	X	X	X	X	X	X	X	X	X	X	X	X	X		X	X		96
128	United States of America	X	X	X	X	X	X	X	X	X	X	X	X	X	X	X	X	X	X	100
129	Uruguay	X	X	X	X	X	X	X	X	X	X	X	X	X	X	X	X	X		100
130	Vanuatu	NA	NA	NA	NA	NA	NA	NA	NA	NA	X	X	X	X	X	X			88	
131	Venezuela, Bolivarian Republic of																			16
132	Viet Nam	NA	NA	NA	NA	X	X	X	X	X	X	X	X							69
133	Yemen	NA	NA	NA	NA	NA	NA	NA	NA	NA	NA									0
134	Zambia	X	X	X	X	X	X	X	X	X	X	X	X	X						88
135	Zimbabwe	X	X	X	X	X	X	X	X	X	X	X	X	X	X	X	X	X		100

## 2.5 Export Subsidies: Notification of Total Exports (Table ES:2)

		ES:2																		Compliance (%)
		2003	2004	2005	2006	2007	2008	2009	2010	2011	2012	2013	2014	2015	2016	2017	2018	2019	2020	
1	Argentina	X	X	X	X	X	X	X	X	X	X	X	X	X	X	X	X	X		100
2	Australia	X	X	X	X	X	X	X	X	X	X	X	X	X	X	X	X			96
3	Brazil	X	X	X	X	X	X	X	X	X	X	X	X	X	X	X	X	X		100
4	Canada	X	X	X	X	X	X	X	X	X	X	X	X	X	X	X	X	X		100
5	Chile	X	X	X	X	X	X	X	X	X	X	X	X	X	X	X	X	X		100
6	China <sup>6</sup>										X	X	X	X	X	X	X	X	P	NA
7	Colombia	X	X	X	X	X	X	X	X	X	X	X	X	X	X	X	X	NA	NA	100
8	Costa Rica	X	X	X	X	X	X	X	X	X	X	X	X	X	X	X	X	X	X	100
9	Cuba <sup>7</sup>	X	X	X	X	X	X	X	X	NA	NA	NA	NA	NA	NA	NA	NA	NA	NA	100
10	European Union	X	X	X	X	X	X	X	X	X	X	X	X	X	X	X	X	X		100

<sup>6</sup> China and Ukraine made "Notification of Total Exports" (Table ES:2) on a voluntary basis based on the report by the Chairperson on the review of the list of significant exporters (G/AG/W/123).

<sup>7</sup> Cuba notified the Committee on Agriculture that "Pursuant to the discussions at the March 2014 meeting of the Committee on Agriculture (paragraph 2.6 of document G/AG/R/74), the Republic of Cuba hereby advises that, as of 2011, it will no longer be submitting Table ES:2 figures given that it has ceased to be a major sugar exporter, which was the rationale for this type of notification" (G/AG/N/CUB/52).

		ES:2																		Compliance (%)
		2003	2004	2005	2006	2007	2008	2009	2010	2011	2012	2013	2014	2015	2016	2017	2018	2019	2020	
11	Honduras	X	X	X	X	X	X	X	X	X	X	X	X	X	X	X	X	X		100
12	Iceland	X	X	X	X	X	X	X	X	X	X	X	X	X	X	X	NA	NA	NA	100
13	Indonesia	X	X	X	X	X	X	X	X	X	X	X	X	X	X	X	X		96	
14	Israel	X	X	X	X	X	X	X	X	X	X	X	X	X	X	X	X		100	
15	Malaysia	X	X	X	X	X	X	X	X	X	X	X	X	X					88	
16	Mexico	X	X	X	X	X	X	X	X	X	X	X	X	X	X	X	NA	NA	100	
17	New Zealand	X	X	X	X	X	X	X	X	X	X	X	X	X	X	X	X	X	100	
18	Norway	X	X	X	X	X	X	X	X	X	X	X	X	X	X	X	X		100	
19	Pakistan	X	X	X	X	X	X	X	X	X	X								76	
20	Philippines	X	X	X	X	X	X	X	X	X	X	X	X	X	X	X	X		100	
21	South Africa	X	X	X	X	X	X	X	X	X	X	X	X	X			NA	NA	92	
22	Switzerland	X	X	X	X	X	X	X	X	X	X	X	X	X	X	NA	NA	NA	100	
23	Thailand	X	X	X	X	X	X	X	X	X	X	X	X	X	X	X	X		100	
24	Turkey	X	X	X	X	X	X	X	X	X	X								76	
25	Ukraine <sup>6</sup>												X	X	X	X	X	X	NA	
26	United States of America	X	X	X	X	X	X	X	X	X	X	X	X	X	X	X	X		100	
27	Uruguay	X	X	X	X	X	X	X	X	X	X	X	X	X	X	X	NA	NA	100	
28	Venezuela, Bolivarian Republic of																		16	
29	Zimbabwe	X	X	X	X	X	X	X	X	X	X	X	X	X	X	X	X		100	

### 3 OTHER REGULAR NOTIFICATION OBLIGATIONS APPLICABLE ONLY UPON MAINTENANCE OF SPECIFIC MEASURES

#### 3.1 Export Subsidies: Notification of the Total Volume of Food Aid (Table ES:3), 2007-2020

2007	2008	2009	2010	2011	2012	2013	2014	2015	2016	2017	2018	2019	2020
Australia	Australia	Australia	Australia	Australia	Australia	Australia	Australia	Australia	Brazil	Cuba	Australia	Australia	
Brazil	Brazil	Brazil	Brazil	Brazil	Brazil	Brazil	Brazil	Brazil	Cuba	European Union	Brazil	Brazil	
Canada	Canada	Canada	Canada	Canada	Canada	Canada	Canada	Cuba	Japan	Switzerland	China "P"	Cuba	
Cuba	Cuba	Cuba	Cuba	Cuba	Cuba	Cuba	Cuba	Japan	Norway	China "P"	Cuba	Switzerland	
European Union	European Union	European Union	European Union	European Union	European Union	European Union	European Union	European Union	European Union	United States of America	Switzerland	United States of America	
			Japan	Japan	Japan	Japan	Japan	Norway	Switzerland		Thailand		
Japan	Japan	Japan	Korea, Republic of	Korea, Republic of	Korea, Republic of	Korea, Republic of	Norway	Switzerland	United States of America		United States of America		
Korea, Republic of	Korea, Republic of	Korea, Republic of	Norway	Norway	Norway	Norway	South Africa	Thailand					
Norway	South Africa	South Africa	South Africa	South Africa	South Africa	South Africa							
South Africa	Switzerland	Switzerland	Switzerland	Switzerland	Switzerland	Switzerland							

#### 3.2 Notification under Article 16.2 of the Agreement on Agriculture (Table NF:1), 2007-2020

2007	2008	2009	2010	2011	2012	2013	2014	2015	2016	2017	2018	2019	2020
Australia	Australia	Australia	Australia	Australia	Australia	Australia	Australia	Australia	Australia	Australia	Australia	European Union	European Union
Canada	Canada	Canada	Canada	Canada	Cuba	Canada	Canada	Canada	Canada	Canada	European Union	Korea, Republic of	Russian Federation
Cuba	Cuba	Cuba	Cuba	Cuba	European Union	Cuba	Cuba	Cuba	Cuba	Cuba	Indonesia	New Zealand	
European Union	European Union	European Union	European Union	European Union	Japan	European Union	European Union	European Union	European Union	European Union	Korea, Republic of	Norway	
Japan	Japan	Japan	Japan	Japan	New Zealand	Indonesia	Indonesia	Indonesia	Indonesia	New Zealand	New Zealand	Russian Federation	
New Zealand	New Zealand	New Zealand	New Zealand	New Zealand	Norway	Japan	Japan	Japan	Japan	Norway	Norway	Switzerland	
Norway	Norway	Norway	Norway	Norway	South Africa	New Zealand	New Zealand	New Zealand	New Zealand	Russian Federation	Russian Federation	United States of America	
South Africa	South Africa	South Africa	South Africa	South Africa	Switzerland	Norway	Norway	Norway	Norway	Switzerland	Switzerland		
Switzerland	Switzerland	Switzerland	Switzerland	Switzerland	United States of America	South Africa	Russian Federation	Russian Federation	Russian Federation	United States of America	United States of America		
United States of America	United States of America	United States of America	United States of America	United States of America		Switzerland	South Africa	Switzerland	Switzerland				
						United States of America	Switzerland	United States of America	United States of America				
							United States of America						